




StarPort Pontoon Boat RailMount

Easily accessorize your Pontoon Boat rails without drilling holes

Fits 1 1/8" or 1 1/4" square rails allowing easy attachment of the full range of **RAILBLAZA** accessories.

- Rubber inserts avoid slippage when attached to rails
- StarPort locking slide secures accessories in place
- UV stabilized plastic
- Unique design avoids interference with rail wall.



Installation Instructions

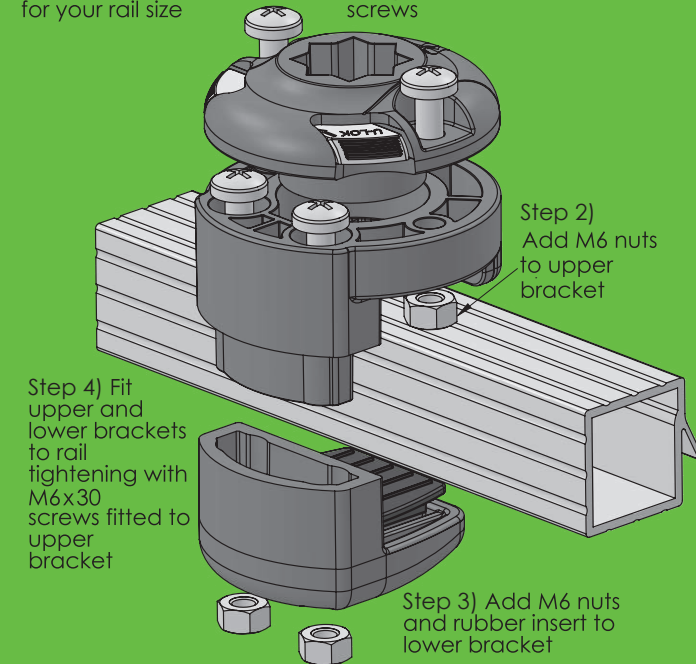
StarPort RailMounts bring the versatility and ease of the StarPort range to your Pontoon boat rails. To get the best possible use out of your StarPort RailMount, please ensure:

- Installation doesn't compromise the use of emergency equipment and doorways
- **NOTE:** Ensure nuts are firmly pressed into the recesses so they don't fall out whilst threading the bolts.

Fits 1 1/8" or 1 1/4" square rails

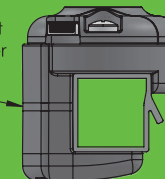
Step 1) Refer to rail size installation options and fit the insert for your rail size

Step 5) Fit StarPort to upper bracket using M6 x16 screws



1 1/4" Rail Installation

Fit spacer insert between upper and lower brackets



1 1/8" Rail Installation

Clip width insert into upper bracket

